




Serving North Carolina's Students



ABOUT US

The Need

By 2020, **65% of jobs** in the U.S. will require postsecondary education.



Yet, **only 39%** of working-age adults have some type of college degree.



Our Mission

College Advising Corps works to increase the number of low-income, first-generation, and underrepresented high school students who enter and complete higher education.



Our Approach

We place recent college graduates as full-time advisers in high schools across the country. Since 2005, **College Advising Corps** has helped **more than 300,000** low-income, first-generation, and underrepresented students enroll in postsecondary education.



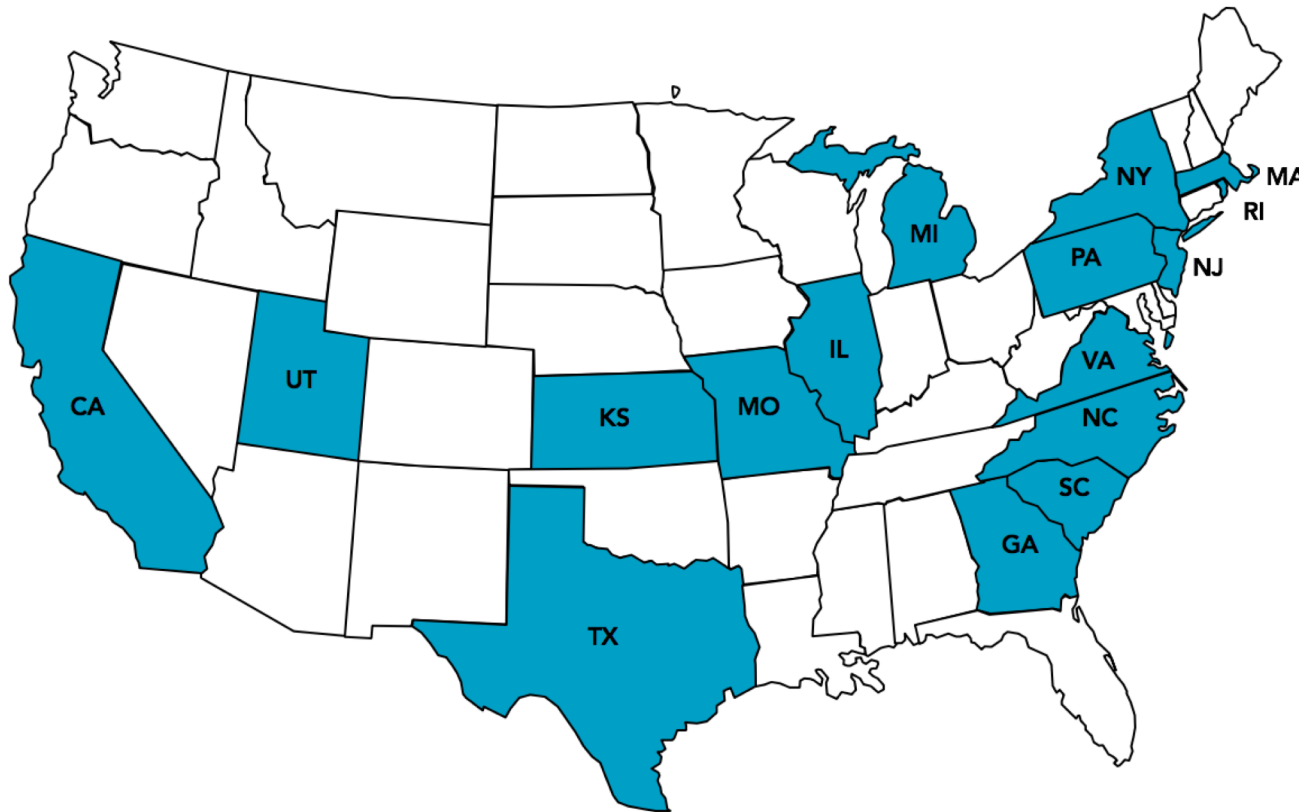
The CAC Difference

Our innovative model sets us apart from other college access organizations.

- Full-time, near-peer advisers
- Research-based, match and fit strategy
- Open-door, whole school approach
- Anchored at post secondary institutions

National Footprint

Our advisers are serving in **16** states:



Boston University
Brown University
Davidson College
Duke University
Franklin & Marshall College
Furman University
Georgia State University
Kansas State University
Michigan State University
New York University
NC State University
Texas Christian University
Texas A&M University
Trinity University
University of Cal, Berkeley
University of Cal, Merced
University of Chicago
University of Georgia
University of Michigan
University of Missouri
UNC-Chapel Hill
University of Southern Cal
University of Texas at Austin
University of Utah
University of Virginia
Washington University in St. Louis

Learn more at advisingcorps.org/our-work/where-we-work

OUR WORK IN NORTH CAROLINA

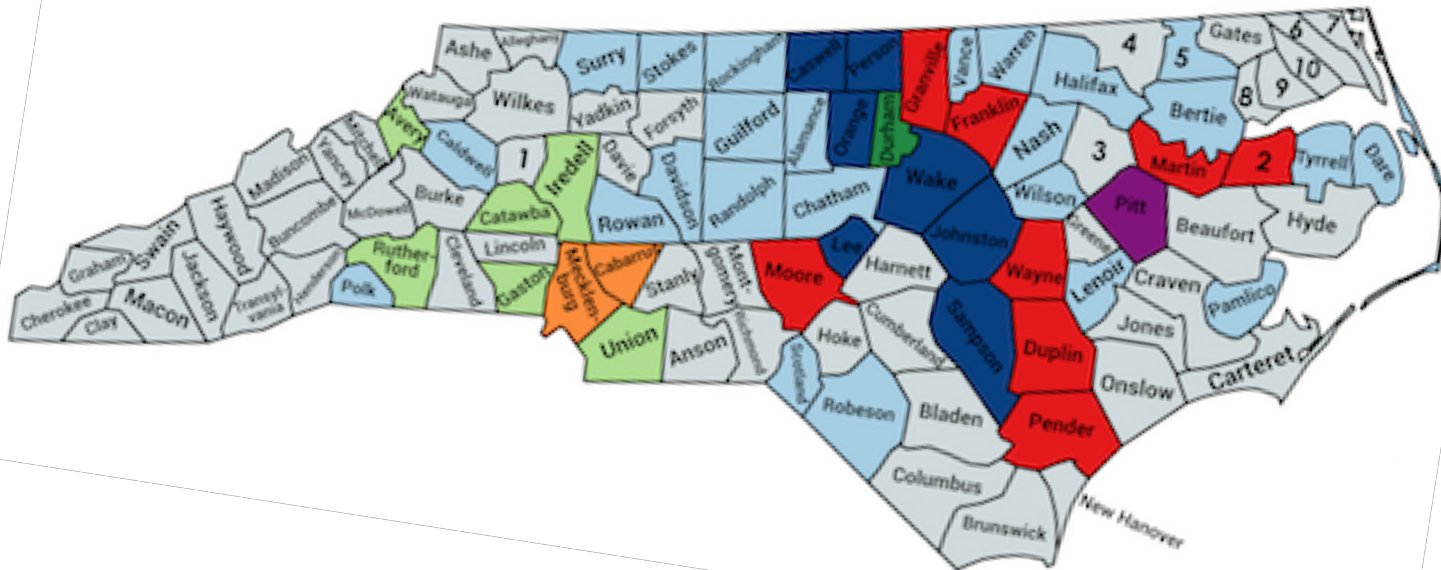
Footprint

North Carolina
State

Davidson
College

UNC Chapel
Hill

Duke
University



North Carolina
State and UNC
Chapel Hill

UNC Chapel Hill
and Davidson
College

Duke and UNC
Chapel Hill

By the Numbers



16 advisers in 16
schools serving
5,700 students



58 advisers in 78
schools serving
23,400 students



18 advisers in 19
schools serving
5,700 students



20 advisers in 21
schools serving
6,300 students

Impact on Students

During the 2017-18 academic year, our 112 CAC advisers in North Carolina:

- Held **81,117** one-on-one advising sessions with **20,685** seniors (**81%**);
- Met with 22,138 (**86%**) seniors at least once;
- Helped **17,594 (69%)** seniors submit at least one college application;
- Ensured **14,522** seniors completed the FAFSA; and
- Supported seniors in gaining access to **\$250M+** in institutional aid and scholarship dollars



Impact on College Enrollment and Persistence

On average, **54%** of the seniors at high schools served by advisers in North Carolina in 2016-17 **enrolled** in a postsecondary program



On average, **75%** of the students served by CAC advisers in North Carolina in 2015-16 who entered a postsecondary program **persisted** into the second year of their pursuit

Impact on the Economy

Across North Carolina, the 2017-18 CAC advisers will generate a future stream of about **\$280M** in lifetime gains and **\$59M** in increased tax revenue.

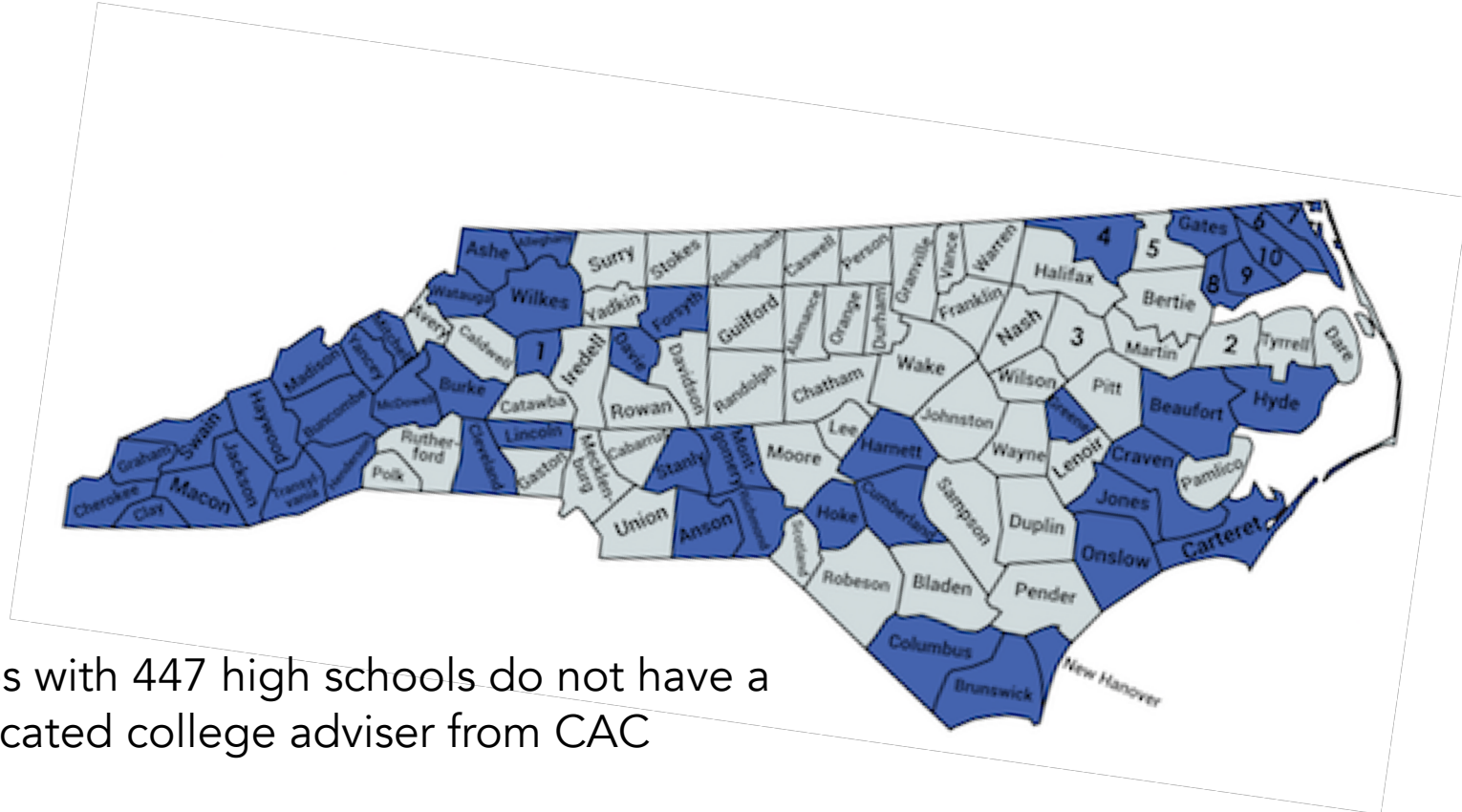


Per adviser, the benefits of college generate a stream of about **\$2.5M** in lifetime gains and **\$529k** in increased tax revenue.



The **benefits significantly outweigh the costs**, as direct costs hover around a mere \$50k per adviser and \$140 per student. The lifetime gains generated by CAC advisers are **50x the direct costs**.

Many More Students to Serve



48 counties with 447 high schools do not have a dedicated college adviser from CAC

**EXPANDING IN
NORTH
CAROLINA**

A map of North Carolina counties, color-coded by region. The map shows 100 counties, each labeled with its name. The colors used are red, orange, yellow, green, and blue. The counties are arranged in a grid-like pattern, with the Atlantic Ocean to the east. The map is titled 'North Carolina' at the top left.



Year 0 (2018-19 School Year)

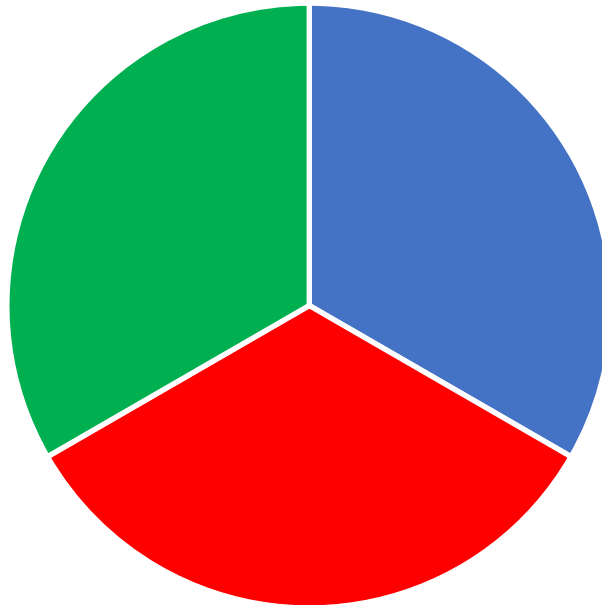
Year 1 (2019-20 School Year)

Year 2 (2020-21 School Year)

Year 3 (2021-22 School Year)

Funding Model

Funding Share



- North Carolina General Assembly
- University Partners
- College Advising Corps

State Funding

Year	Total Budget Required	Number of Counties	Expansion Funding	New Legislative Investment Required	Recurring Legislative Investment Required	Total Legislative Investment
⁰ (2018-19)	\$5,600,000	52				
¹ (2019-20)	\$6,550,000	71	\$950,000	\$2,183,333	\$0	\$2,183,333
² (2020-21)	\$7,650,000	92	\$1,100,000	\$366,666	\$2,183,333	\$2,550,000
³ (2021-22)	\$8,500,000	100	\$850,000	\$283,333	\$2,550,000	\$2,833,333

THANK YOU!